


MARK MAKING: DOODLES AND OUR NEED FOR ART

with Monica Dengo ONLINE - May 20/21/22/23, 2022

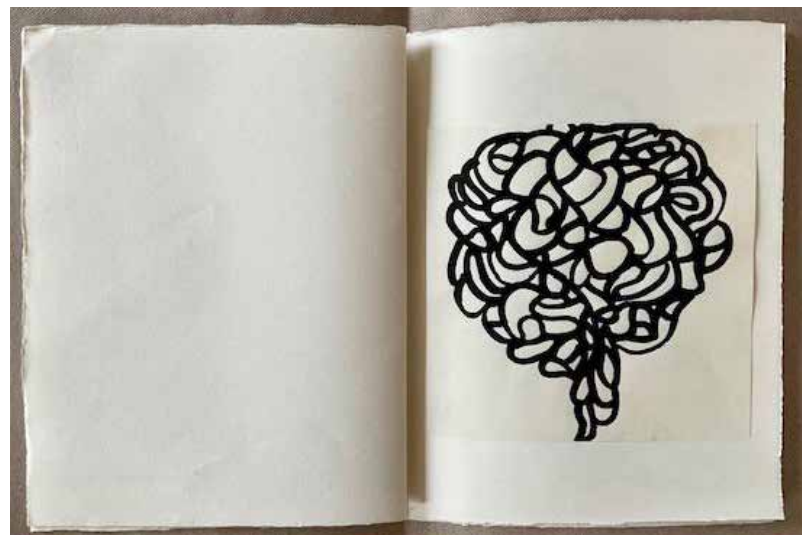

In English for Europe, Asia, Oceania



I've recently been researching mark making as a basic human necessity, an action that is at the origin of both figurative drawing and writing by hand. According to Rhoda Kellogg, the child begins to draw basic scribbles around the age of two and follows a self-learning path. In other words, the child draws from within, not as an attempt to show reality. It emerges that the faculty of drawing is natural and instinctive and that the child has the innate ability to see a whole (gestalt), while seeing the individual parts is a capacity that is acquired with intellectual and visual exercise. The way we see the individual parts, therefore has a lot to do with the culture in which we grow up.

In this course we will explore the strength and inner rhythm of mark making and we'll also experience non-intentional compositions as a need for visual expression, concentration, body and mind relation.

Finally, we will explore differences and similarities between the act of mark making in a condition of self-learning and the act of writing following a ductus. We will investigate repetition, linearity and the rule of form.



PROGRAM (Europe/Asia/Australia/NZ)

Friday May 20 - 9am to 11am (Rome Time Zone)

We will start from the handprint and then the point, the rhythmic repetition, the aggregation of points, the line, the circle, the aggregation of lines and circles and then the composition. We will work with our hands and with self-made tools.

Saturday May 21 - 9am to 11am (Rome Time Zone)

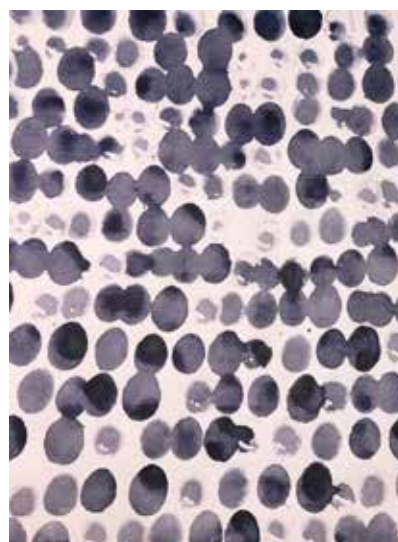
The circle: using self-produced tools we will make circles, combinations of circles, circles and points, circles, lines and points and so forth. We will then move to the wandering, floating line: always starting from self-produced tools we will work with a multiplicity of lines and the aggregates of all forms.

Sunday May 22 - 9am to 11am (Rome Time Zone)

From abstract to figurative: Imagination at work.
How abstract compositions become trees, mountains and characters of the imagination.

Monday May 23 - 9am to 11am (Rome Time Zone)

From abstract to text: reading the image.
Letters and words are always also images and as such they also communicate through the quality of the line, the color, the size, the position on the page and so on.



ONLINE Meetings

Meetings will be on **Google Meet**.

We'll send you a link on the day of class, half an hour before the meeting starts.

Students will send photos of their work in progress via **Telegram**. A few days before you'll receive Monica's phone number to connect with her.

Tutor

Monica Dengo

www.monicadengo.com - [instagram: monica_dengo](https://www.instagram.com/monica_dengo)

Students

The course is open to anybody.

Maximim number of students: 20.

Cost

Cost is €170 to be payed via Pay-pal.

The cost includes:

- 8 hours total of online lessons.
- Telegram connection with the teacher during the whole weekend, for artwork critiques.
- file with program summary.
- Lessons registrations that will remain available to students during the week after the course.

For information write to:

ciao@monicadengo.com

DATES and TIMES

Friday May 20 - 9am to 11am (Rome Time Zone)

You'll receive an email from Monica with the meeting's link within 8:30am (Rome Time Zone)

Saturday May 21 - 9am to 11am (Rome Time Zone)

You'll receive an email from Monica with the meeting's link within 8:30am (Rome Time Zone)

Sunday May 22 - 9am to 11am (Rome Time Zone)

You'll receive an email from Monica with the meeting's link within 8:30am (Rome Time Zone)

Monday May 23 - 9am to 11am (Rome Time Zone)

You'll receive an email from Monica with the meeting's link within 8:30am (Rome Time Zone)

MATERIALI

- 1 Sketch pad A4 size (a pad that is suitable for in drawing), the weight should be around 120 grams.
- 2 flat brushes n.12 (even very inexpensive synthetic brushes will work)
- 1 or 2 pointed brushes of your choice
- latex or thin plastic gloves
- 1 tube of watercolor, maximum two colors of your choice.
- Sumi ink or carbon ink or other black ink for drawing.
- Containers for ink, water, watercolor (I use jam jars and their lids)
- a rag or two
- a wooden stick (basic wood chopsticks are good)
- paper tape
- scissors
- smartphone for photos.

